Multiple District N

As of October 2026 Cumulative

Year	New Clubs	Dropped Clubs	Gain/ Loss Clubs	New Members	Charter Members	Reinstate Members	Transfer Members	Total Member Added	Total Members Dropped	Gain/ Loss Members
2022-2023	0	6	-6	584	12	21	36	653	666	-13
2023-2024	5	4	1	593	119	32	30	774	720	54
2024-2025	2	8	-6	556	46	51	32	685	860	-175
2025-2026	1	11	-10	587	35	51	47	720	798	-78
2026-2027	0	0	0	89	0	12	21	122	194	-72
Average	**2**	**6**	**-4**	**482**	**42**	**33**	**33**	**591**	**648**	**-57**

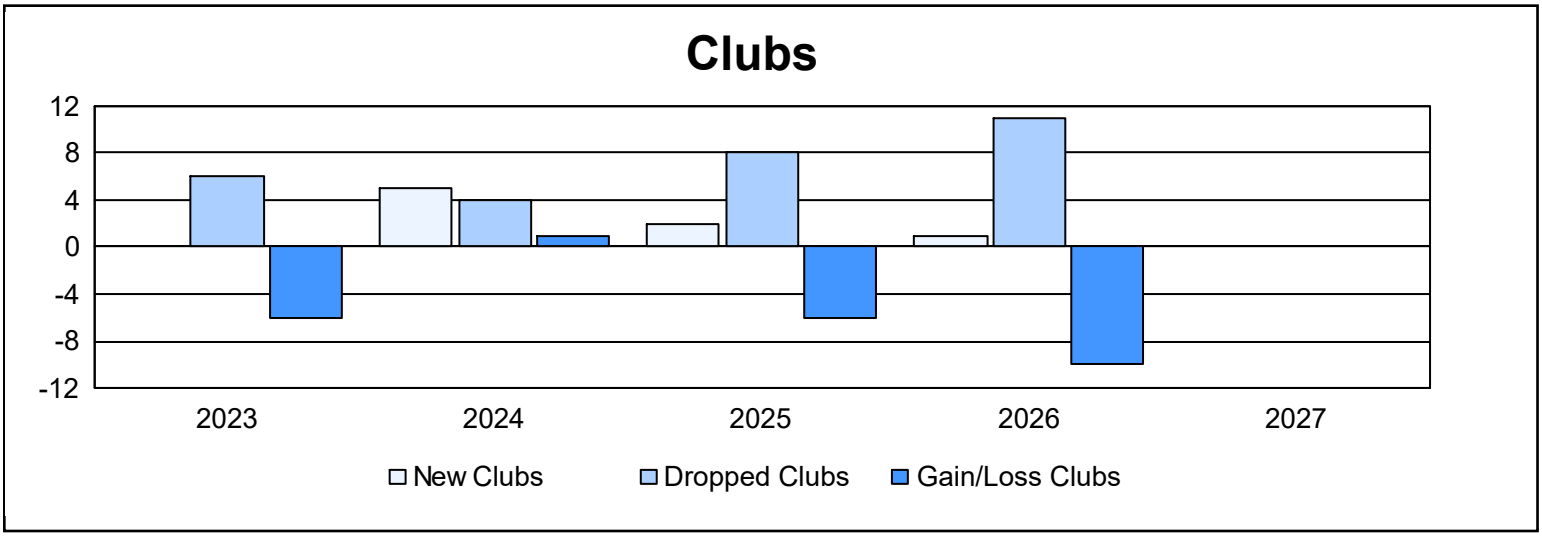

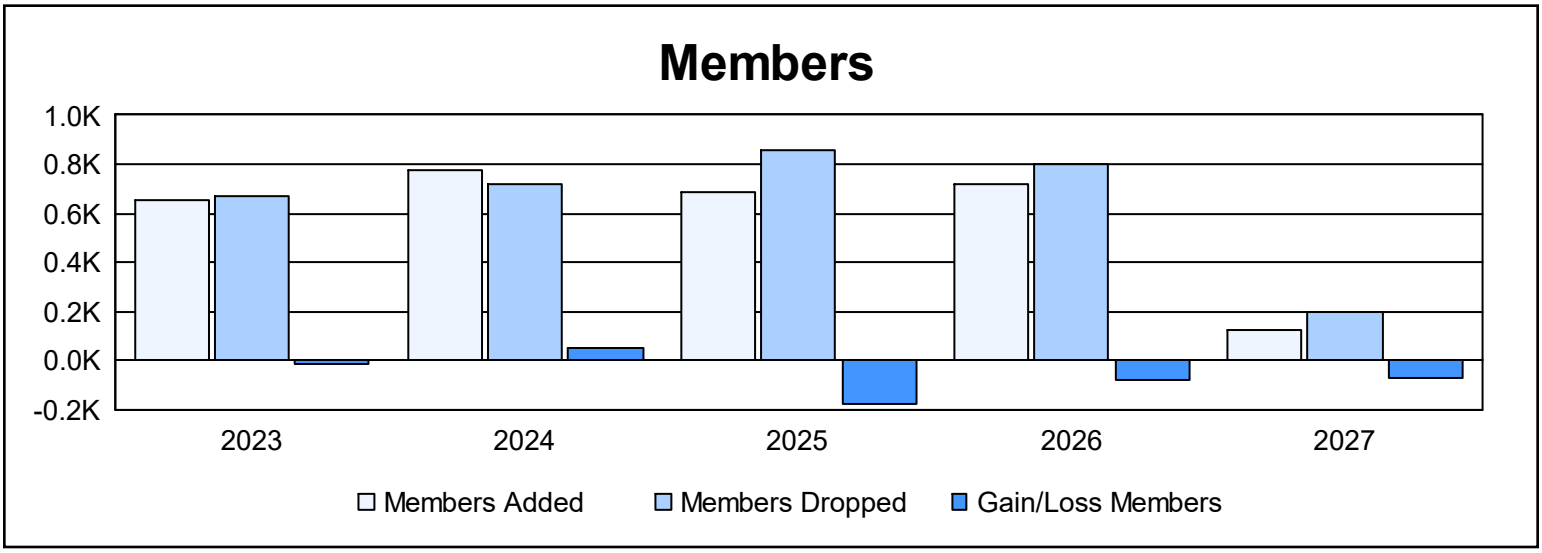

Membership Composition
October 2026 Cumulative

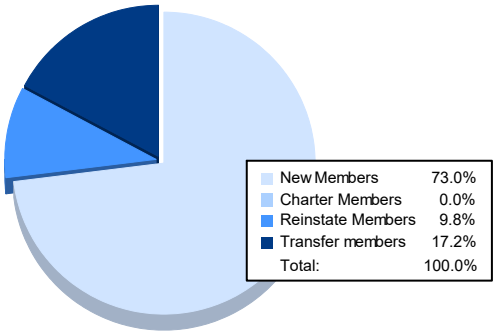

Gender Composition
October 2026 Cumulative

